



THE SAFETY STOP

COJO's MONTHLY NEWSLETTER

On Location from: COJO Diving World Headquarters,
158 Garden Grove Road, Lincoln, NB, Canada

What's New

Welcome to the **February 2013** edition of The **COJO Diving Safety Stop Newsletter**.

This is the **SECOND ANNIVERSARY** for the COJO Diving Safety Stop Newsletter!! Wow time has flown!!

2013 started out with a **BANG!!!** COJO has been going non stop!! They totally redid the World Headquarters to include the new **COJO Pro Lounge** for all Dive Masters and Instructors as well as **TOTALLY MAXIMIZING** the shop layout!!



The shop looks totally awesome!!! There are pictures later in the newsletter!!

As well, Connie has updated the COJO Diving website. Visit the site at www.cojodiving.com and see how user friendly it has become!! COJO has added **new lines of gear** and **expanded their existing lines** to add tons more stock!! Don't miss the excursions to **Blue Heron Bridge**, and **Ginnie Springs Florida** in April!!

For February's newsletter COJO has asked **Janna Nichols** from the **REEF** Foundation to send along a bit of information on how to get involved in **REEF** Fish Surveys. There is a great piece in the newsletter on that too!! **Thanks Janna!!**

COJO encourages you to send in your pictures for the **Photo Of The Month**. If your picture gets chosen, your picture and name will be published in the Safety Stop and you could win a coupon redeemable for merchandise or services at COJO Diving.

If you would like to stop receiving this newsletter please reply to this e mail with "Unsubscribe Me" in the Subject Line

Thanks and Safe Diving!!

Connie and Joe
COJO Diving



THE SAFETY STOP

COJO's MONTHLY NEWSLETTER

Courses To Come

During February Joe has to go away with work. We will only be running a couple courses:

- Feb – **DAN Basic Life Support**
- 4 and 6 – **Dive Master Class Sessions**

March will be busy with an **Advanced Open Water**, **REEF seminar** on **Blue Heron Bridge**, **DAN O2 Provider Course**, **Boston Sea Rovers Conference**, **PADI Underwater Navigation** course and seminars as well as the **Beneath the Sea Conference** and a possible **Ice Diving Course**.



Our **Wreck Diving** excursion to Lunenburg and the **Saguenay** has filled up. We still have several people interested in the **PADI Wreck Diver Course** so we will be running a second one in the summer. We have not nailed down the dates yet but will put it out on the **Training Calendar** and on **Facebook** the minute we do!!



Photo Credit: © Hugh Crammond 2011

AND, Don't forget, we have **PADI Open Water Diver Courses** starting **whenever you like!!** The online training can be done in the **privacy of your own home** when YOU want to do it. This enables you to do the course without distractions!! Of course you can always come and do it here at COJO in our **eClassroom** or in a more traditional setting in our classroom. It is your choice!!!



THE SAFETY STOP

COJO's MONTHLY NEWSLETTER

Courses Completed or Ongoing



Photo Credit © Connie Bishop 2012

During January we completed the following courses:

- DAN Oxygen Provider
- PADI Rescue Diver
- PADI Enriched Air Nitrox Diver
- COJO PADI Dive Master work

WOW!! What a busy month!!!

Excursions This Past Month

For January it was frigid and high winds!! We had the Annual **New Years Day Dive** in **Eastport Maine!!** What an awesome day!! Thanks to all who came out!!



Photo Credit © Connie Bishop 2012



THE SAFETY STOP

COJO's MONTHLY NEWSLETTER

Excursions To Come

BLUE HERON BRIDGE / GINNIE SPRINGS, FLORIDA

We are planning an excursion to **Blue Heron Bridge** followed by a cave / cavern excursion to **High Springs** with our most awesome instructor **Jim Wyatt** of **Cave Country Dive Shop** in Florida in the new year!! This is guaranteed to be a blast!!! For more details contact us at info@cojodiving.com.





THE SAFETY STOP

COJO's MONTHLY NEWSLETTER

February's Featured Course PADI Enriched Air Diver / Advanced Open Water Combination Course

Advanced Scuba Diving with Enriched Air Nitrox

The **PADI Enriched Air Diver** course is PADI's most popular specialty scuba diving course. Combining it with the **Advanced Open Water Diver** course gives you two great courses to continue your diving education in an awesome safe and fun way.

The Fun Part

With **Nitrox** you can **stay down longer** and **get back in the water sooner**. No wonder many divers choose this as their very first specialty. With the **Advanced Open Water**, you learn to safely dive **Deeper**, at **Night**, while **Drifting** all while learning to **Navigate** and how to distinguish different Marine Life with the **Underwater Naturalist** specialty!!! This is so awesome on **Deer Island** and in the **Bay of Fundy** because the marine life here is second to none!!!!

Get them both for ONLY ~~\$380.00~~ \$300.00!!!!

The dates are on the Training Calendar, don't Delay!! They are **March 28th to 31st**. If you would like more information, feel free to send us a note at info@cojodiving.com for details. The course is filling up!!



Photo Credit © Janna Nichols 2013

This picture is Greg Sawyer completing a REEF Fish Survey.




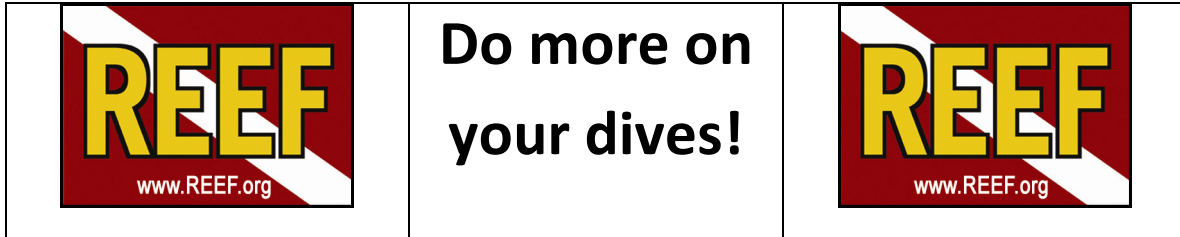
Photo Credit © Hugh Crammond 2013

This picture is Joe George ... being an idiot!!



THE SAFETY STOP

COJO's MONTHLY NEWSLETTER



AND NOW, HERE'S JANNA!!

You may have heard of the **REEF Volunteer Survey Project**. We'd love for you to get involved!

What is it?

REEF enlists the help of recreational divers and snorkelers to keep track of marine life they see in the water. This data goes into the **largest publically available marine life database of its kind**. This information helps scientists, researchers, teachers, students, citizens, policy makers, etc.

Where can I do surveys?

Anywhere you dive (or snorkel) within these regions: Tropical Western Atlantic, Northeast US & Canada, West Coast of the US & Canada, Tropical Eastern Pacific, Hawaiian Islands and the South Pacific.

When can I do surveys?

Anytime you're in the water. Any time of year, any time of day or night, basically anytime you like! We encourage data collecting year 'round, whenever possible. You can get started right away, as long as you can positively identify the fish you record on your survey. When in doubt, leave it out.

Who do I go with?

Anyone you like. Your buddy need not conduct a survey if they don't want to. But it certainly is more fun with two! Each diver should do their own survey, log their own data, and submit their own data online. Remember: **One survey per diver, per dive**. Surveying can be done on your own, or as an organized group activity.



THE SAFETY STOP

COJO's MONTHLY NEWSLETTER

What do I survey?

All fish you see, and in some areas, a select list of invertebrates/algae.

What equipment is needed?

You'll need a slate to write on, or something to keep track of what you see. You can use one of your own, or one of **REEF's** slates specially made for surveying. You can make life even easier on yourself by using **REEF** waterproof underwater paper that has the most common fish in that region already printed on it. Just circle the species as you see them, and you're on your way. There are also laminated ID cards you can take with you in the water. An ID book for the region is also needed to help you positively identify what you saw. (hint: taking photos of mystery fish is a great idea!) All of these are available in the **REEF** online store at www.REEF.org



Don't I need to be trained first?

Taking a class at your local Field Station is certainly the fastest way to learn how to ID a lot of fish, but if that option isn't available, you can get started on your very next dive. Just make sure the fish you record on your survey are ones you can positively identify. Our **Fishinars (short Webinar-style fish ID classes)** are a great way to start and continue learning. Another option for a fun learning experience is to go on one of REEF's Field Survey trips. You can find Fishinar and Field Survey schedules online at www.REEF.org under the 'Resources' tab.

What if I don't know the names of all the fish I see?

Don't worry! Just record the ones you DO know, even if it's just one. You'll learn as you go and get better with each survey you do. (hint: taking photos of mystery fish, or sketching key features on your slate is a great idea!)



THE SAFETY STOP

COJO's MONTHLY NEWSLETTER

What's my time commitment?

Whatever length of time you want to spend in the water, plus the time it takes to enter your data online. (about 10 min)

What's the survey method?

Just go on your dive or snorkel like you usually do – wandering around, looking in nooks and crannies, in any depth of water. You'll be recording the relative abundance of the total number of fish of each species you see cumulatively on your dive, not exact counts.

- S=Single (1)
- F=Few (2-10)
- M=Many (11-100)
- A=Abundant (101+)



Photo Credit © Janna Nichols

How do I submit my data?

It's all done online nowadays! (no more paper scanforms) Join REEF first (it's free) and you'll be assigned a member number. Log in using that number and your last name to enter your survey data online. <http://www.reef.org/dataentry/login.php>

What happens when I get really good at this?

REEF has 5 Experience Levels. When you first start out, you're a level 1 surveyor. Then, by accumulating certain numbers of surveys and passing tests for levels 2-5, you can work your way up to the highest level. You can take your tests online now - just contact janna@reef.org

How can I find other REEF surveyors in my area?

Look on the REEF Field Station page to find one near you. Field Stations can help you get acquainted with other surveyors in your area.



THE SAFETY STOP

COJO's MONTHLY NEWSLETTER

This sounds like a great activity – how do we get involved?

You might be interested in becoming a **REEF Field Station**. You can teach your own classes to your group, and organize REEF survey dives for fun. Contact Janna for more info.

Where can I find more info?

The **REEF** website, of course! www.REEF.org

So get started today! Join REEF to get your member number and get rolling.

<http://www.reef.org/user/register/member>

Please feel free to email me with any questions you might have. I'm here to help!

Janna Nichols, **REEF** Outreach Coordinator: janna@reef.org 360-798-6414




Photo Credit © Georgia Arrow © 2013

Janna getting ready for a dive. Thanks for the info Janna!!



THE SAFETY STOP


COJO's MONTHLY NEWSLETTER

FEBRUARY'S FEATURED PRODUCTS

Light Monkey

COJO Diving is your **Light Monkey Headquarters!!**

We stock several Light Monkey products and order constantly for resupply. Come in and check out the following deals on these fantastic products!!



Light Monkey Helmets are perfect for diving whether recreational, technical, backmount or sidemount! They provide an awesome place to mount lights or your GoPro for the dive!!



The Light Monkey **2 Watt** or **3 Watt Backup Lights** are Tested and True! They work great in any environment for primary lights and for Tech Divers, these are the backup lights of choice. They can be mounted on Helmet with brackets or on harness or tanks!!



The Light Monkey "**Monkey Matt**" is an awesome way to accent your dive gear. This stylish matt is the perfect dressing matt or makes a great Entry matt for your camper or tent!!



The Light Monkey's **Pee Valve** is low profile with a single nut on the outside to attach it to your suit. It has a bolt closure for security and comes with 1 medium catheter (Latex). These are the best!!





THE SAFETY STOP

COJO's MONTHLY NEWSLETTER

12 Watt Primary Can Lights



These **Primary Dive Lights** Feature 750 lumens @ 5600 kelvin, elastic hand mount for hands free diving, twist on/off activation with double o-ring seal. Backmount or Sidemount, It is all the light you will need for any dive!!

Light Monkey Pricing

Helmet	\$60.00
2 Watt Back Up Light	\$105.00
3 Watt Back Up Light	\$165.00
Light Mounting Bracket	\$ 20.00
Monkey Matt	\$ 25.00
12 Watt LED Primary Backmount	\$780.00
12 Watt LED Primary Sidemount	\$830.00
Pee Valve	\$110.00

COME IN, E MAIL OR CALL NOW!!

info@cojodiving.com - (506)292-5111



THE SAFETY STOP

COJO's MONTHLY NEWSLETTER

Picture of the Month



PHOTO CREDIT© Aiden Keighley

This is a picture taken by Aiden Keighley on his recent trip to Grenada. Aiden just finished his Open Water Diver Course this fall!! WOW!! Awesome work Aiden!!!! For his picture, Aiden gets a 10% off Gift Certificate he can use for his upcoming Advanced Open Water Course!!

Keep sending in those pictures!!



THE SAFETY STOP

COJO's MONTHLY NEWSLETTER

Other News

Our book "**Sidemounting for the Recreational Diver**" is available online or in our store. We kept the costs low and there are some fantastic lessons in it for all divers, not just Sidemounters.



We would love for you to follow us on Facebook. Become a friend of COJO Diving at <http://www.facebook.com/COJODiving>

Come in and visit us at the **COJO Diving World Headquarters!!** We have a beautiful store with a nice fireplace to sit an warm up at after a cold day of diving. There is always lots of coffee and hot chocolate and Joe usually pigs out on fresh popcorn!!

Thanks!!

Looking forward to diving with you soon!!

Connie and Joe!!